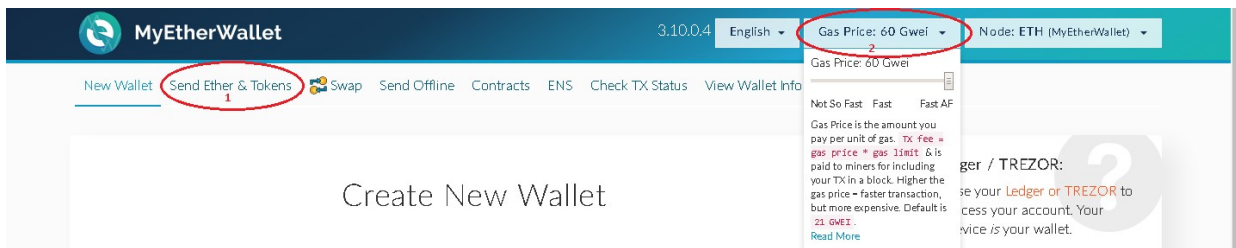


Buy tokens "UnitLife Token" MyEtherWallet, Mist, imToken and Metatask.

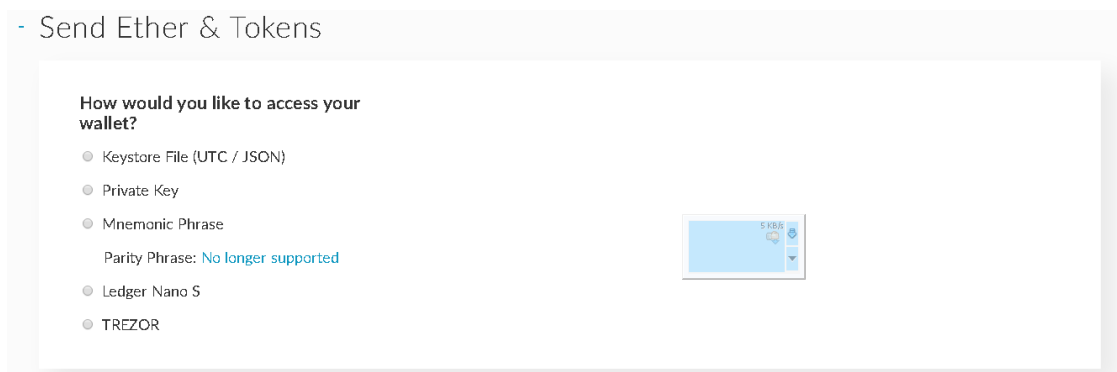
To buy tokens "UnitLife Token" via MyEtherWallet, you must go to the website <http://www.myetherwallet.com>



Picture 1

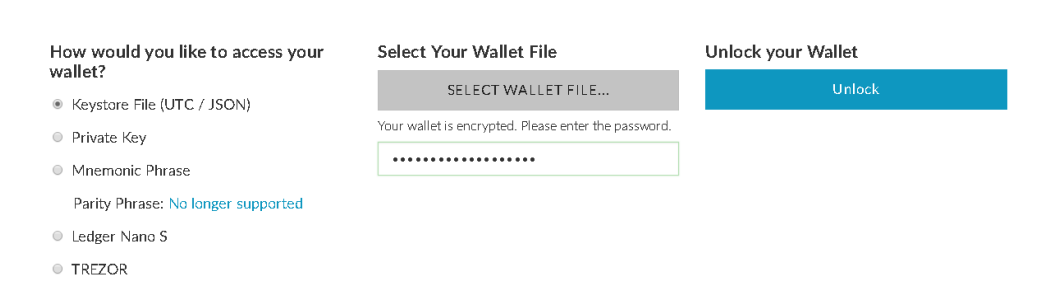
1. Go to «Send Ether & Token»
2. Gas Price required to deliver 60 Gwei in order for the transaction to be successful for sure.

After these steps, you must authorize your wallet. To do this, select any method that is convenient to you (Picture 2).



Picture 2

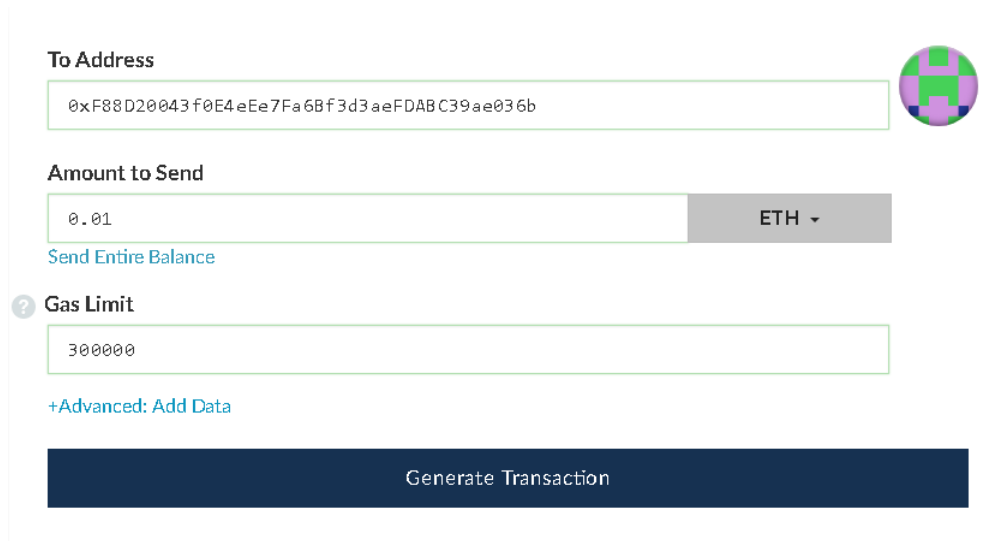
To login via the "Keystore File", you must have the key file and password from the wallet. Then click on the "Unlock" and you will be taken to your wallet (Picture 3).



Picture 3

To get the "UnitLife Token" should be sent to the contract address «0xF88D20043f0E4eEe7Fa6Bf3d3aeFDABC39ae036b» and enter the amount of eth that you are going to send (Picture 4).

After click on «Generate Transaction»



To Address

0xF88D20043f0E4eEe7Fa6Bf3d3aeFDABC39ae036b

Amount to Send

0.01 ETH

Send Entire Balance

Gas Limit

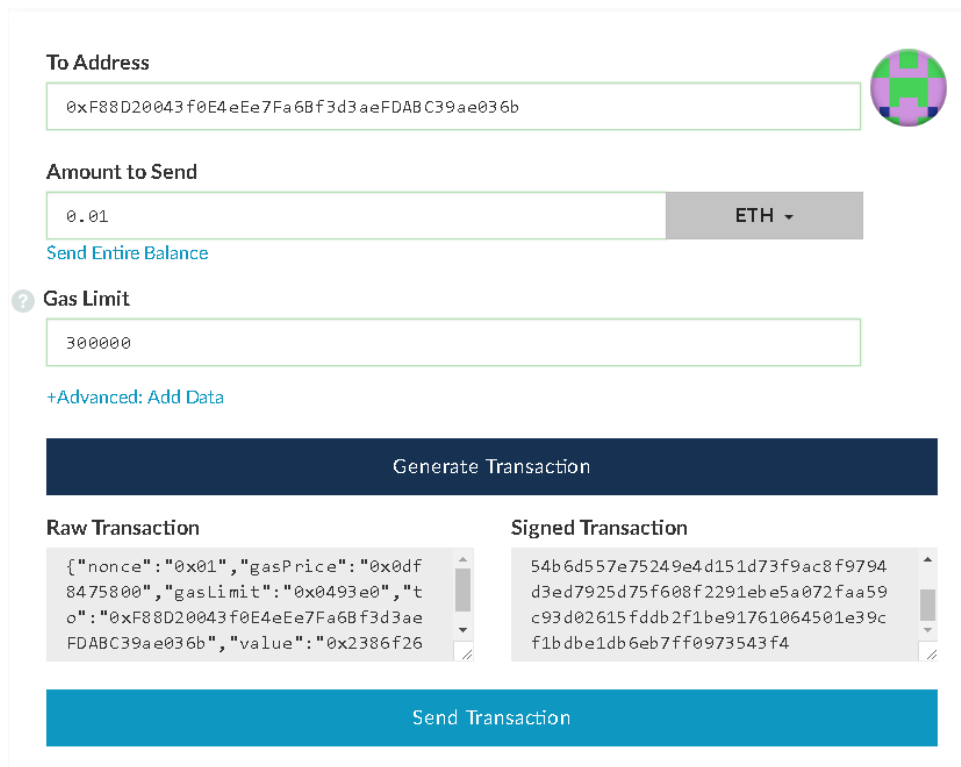
300000

+Advanced: Add Data

Generate Transaction

Picture 4

And «Send Transaction» (рисунок 5)



To Address

0xF88D20043f0E4eEe7Fa6Bf3d3aeFDABC39ae036b

Amount to Send

0.01 ETH

Send Entire Balance

Gas Limit

300000

+Advanced: Add Data

Generate Transaction

Raw Transaction

```
{ "nonce": "0x01", "gasPrice": "0x0df8475800", "gasLimit": "0x0493e0", "to": "0xF88D20043f0E4eEe7Fa6Bf3d3aeFDABC39ae036b", "value": "0x2386f26" }
```

Signed Transaction

```
54b6d557e75249e4d151d73f9ac8f9794d3ed7925d75f608f2291ebe5a072faa59c93d02615fddb2f1be91761064501e39cf1bdbe1db6eb7ff0973543f4
```

Send Transaction

Picture 5